

1.25mm WTB (BHF) Series Connector:



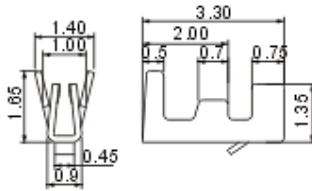
SPECIFICATIONS

Pitch: 1.25 mm
 Useable Wire Range: AWG 32# ~ 28#
 Current Rating: 1A, AC, DC
 Voltage Rating: 100V, AC, DC
 Operating Temperature: -25°C ~ +85°C
 Relative Humidity: 93%, +40°C
 Dielectric Withstanding: 500V AC/minute
 Contact Resistance: ≤ 20 mΩ/Contact
 Insulator Resistance: ≥ 500 MΩ at 100V

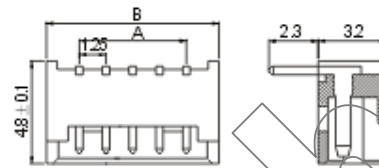
Material:
 Base: Nylon6T/LCP, UL94V-0
 Contact Pin: Phosphor Bronze
 Housing: Nylon46/ Nylon66, UL94V-0
 Terminal: Phosphor Bronze

ROHS Compliance

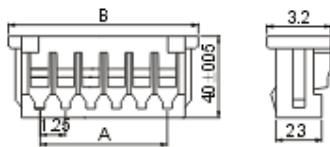
BHF-T



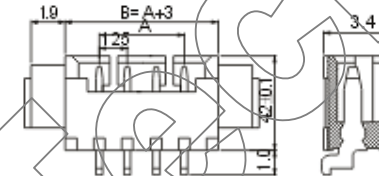
BHF-XAW



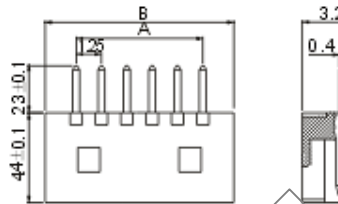
BHF-XY



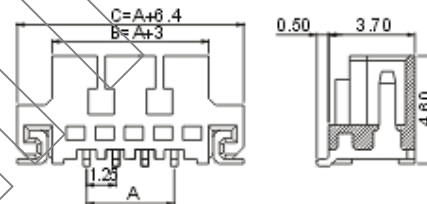
BHF-XAWB



BHF-XA



BHF-XAB



Circuit	Part No.					Dimensions (mm)	
	A	B				A	B
2	BHF-2Y	BHF-2A	BHF-2AW	BHF-2AWB	BHF-2AB	1.25	4.25
3	BHF-3Y	BHF-3A	BHF-3AW	BHF-3AWB	BHF-3AB	2.50	5.50
4	BHF-4Y	BHF-4A	BHF-4AW	BHF-4AWB	BHF-4AB	3.75	6.75
5	BHF-5Y	BHF-5A	BHF-5AW	BHF-5AWB	BHF-5AB	5.00	8.00
6	BHF-6Y	BHF-6A	BHF-6AW	BHF-6AWB	BHF-6AB	6.25	9.25
7	BHF-7Y	BHF-7A	BHF-7AW	BHF-7AWB	BHF-7AB	7.50	10.50
8	BHF-8Y	BHF-8A	BHF-8AW	BHF-8AWB	BHF-8AB	8.75	11.75
9	BHF-9Y	BHF-9A	BHF-9AW	BHF-9AWB	BHF-9AB	10.00	13.00
10	BHF-10Y	BHF-10A	BHF-10AW	BHF-10AWB	BHF-10AB	11.25	14.25
11	BHF-11Y	BHF-11A	BHF-11AW	BHF-11AWB	BHF-11AB	12.50	15.50
12	BHF-12Y	BHF-12A	BHF-12AW	BHF-12AWB	BHF-12AB	13.75	16.75
13	BHF-13Y	BHF-13A	BHF-13AW	BHF-13AWB	BHF-13AB	15.00	18.00
14	BHF-14Y	BHF-14A	BHF-14AW	BHF-14AWB	BHF-14AB	16.25	19.25
15	BHF-15Y	BHF-15A	BHF-15AW	BHF-15AWB	BHF-15AB	17.50	20.50
16	BHF-16Y	BHF-16A	BHF-16AW	BHF-16AWB	BHF-16AB	18.75	21.75